
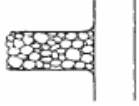
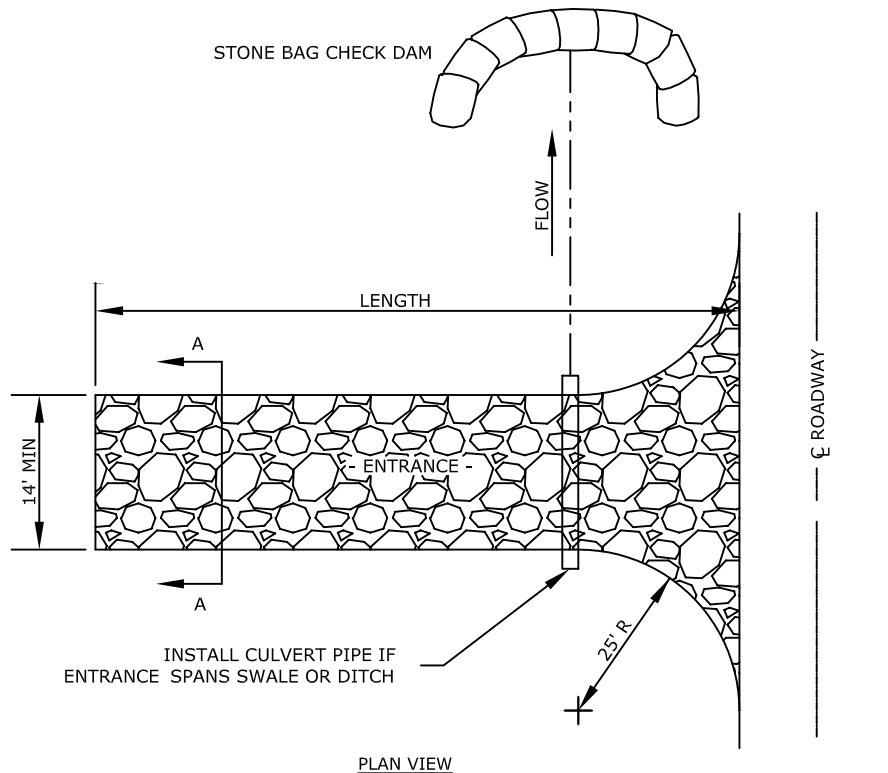
	<b>Bowling Green, Kentucky</b> <b>Stormwater Best Management Practices (BMPs)</b> <b>Erosion Prevention Practices (EPPs)</b>	<b>EPP-03</b>
	<b>Activity: Stabilized Construction Entrance (SCE)</b>	
<b>PLANNING CONSIDERATIONS:</b>  <b>Design Life:</b> 1 yr  <b>Acreage Needed:</b> Minimal  <b>Estimated Unit Cost:</b> Low  <b>Monthly Maintenance:</b> 60% of Installation		
	<b>Target Pollutants</b>	
	Significant ♦                      Partial ♦                      Low or Unknown ♦	
	Sediment ♦    Heavy Metals ♦    Nutrients ♦            Oxygen Demanding Substances ♦    Toxic Materials ♦ Oil & Grease ♦    Bacteria & Viruses ♦            Floatable Materials ♦            Construction Waste ♦	
<b>Description</b>	The construction entrance practice receives all incoming and outgoing traffic of the construction site. By stabilizing the construction entrance there will be a significant reduction in the amount of sediment to and from public right-of-ways, streets, alleys, sidewalks or parking areas. The construction entrance practice is a stabilized pad of aggregate underlain with filter cloth located at any point where traffic will be entering or leaving. This management practice is likely to create a significant reduction in sediment, nutrients, toxic materials, and oil and grease.	
<b>Suitable Applications</b>	<ul style="list-style-type: none"> <li>➤ All points of construction ingress and egress.</li> <li>➤ Unpaved areas where sediment tracking occurs from site onto paved or public roads.</li> </ul>	
<b>Approach</b>	<ul style="list-style-type: none"> <li>➤ Construct on level ground where possible.</li> <li>➤ Stones should be sized as to remove mud from tires from the construction site.</li> <li>➤ Provide ample turning radii as part of entrance.</li> <li>➤ Should be used in conjunction with street sweeping on adjacent public right-of-way.</li> <li>➤ Limit egress to the designated construction exit(s) by installing perimeter fencing.</li> <li>➤ Wash rack may be included to increase efficiency of removing dirt from tires.</li> </ul>	
<b>Installation Procedures</b>	<ul style="list-style-type: none"> <li>➤ A Geotextile underliner must be used under the entire length and width of the stabilized entrance.</li> <li>➤ Construct sediment barriers, such as check dams, to prevent sediment from entering into the storm water sewer system, ditch, or waterway.</li> <li>➤ Construct entrance with KTC No. 1 or No. 2 stone. Do not use #57s, 410 "traffic bound", or DGA – for entrance / exit pads leading to paved roads.</li> <li>➤ The length of the stabilized entrance shall be as required based on the application, unless approved otherwise by the City Engineer.</li> </ul>	

**Activity: Stabilized Construction Entrance****EPP-03****Maintenance**

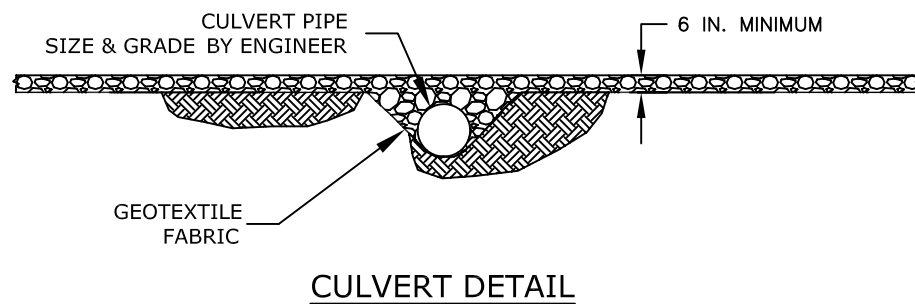
- Inspect weekly and after each rainfall.
- Periodically requires addition of stones for top; add gravel material when soil sub grade becomes visible.
- Remove all mud or sediment deposited on paved roadways as necessary.
- Stir aggregate with back-hoe on a weekly basis or as required based on construction activity.

**Inspection Checklist**

- Entrance/exits are exclusively used by all traffic.
- Construction exit is sufficiently maintained to prevent mud, dirt, and dust from being tracked off-site, and stone has been stirred with back-hoe.



PLAN VIEW



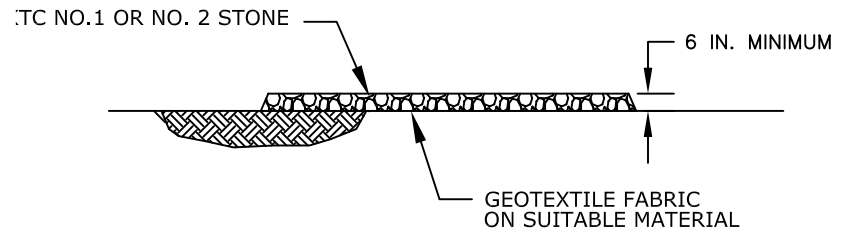
CULVERT DETAIL

NOTES:

1. THE ENTRANCE SHALL BE MAINTAINED IN A CONDITION THAT WILL PREVENT TRACKING OF FLOWING OF SEDIMENT ONTO PUBLIC RIGHT OF WAYS. THIS MAY REQUIRE TOP DRESSING, REPAIR AND/OR CLEAN OUT OF ANY MEASURES USED TO TRAP SEDIMENT.
2. WHEN NECESSARY, WHEELS SHALL BE CLEANED PRIOR TO ENTRANCE ONTO PUBLIC RIGHT OF WAY.
3. WHEN WASHING IS REQUIRED, IT SHALL BE DONE ON AN AREA STABILIZED WITH CRUSHED STONE THAT DRAINS INTO AN APPROVED SEDIMENT TRAP OR SEDIMENT BASIN.
4. CLEANING OF ROADWAY IS REQUIRED IF MUD AND SEDIMENT ENTERS ROADWAY.

SIZING NOTES:

- (1) WIDTH:  
AS DETAILED IN CITY OF BOWLING GREEN TRAFIC MANUAL
- (2) LENGTH:
- (a) RESIDENTIAL LOTS 25' OR LESS WITH APPROVAL OF PUBLIC WORKS
  - (b) COMERICAL 100'
  - (c) SUBDIVISION 100'



SECTION "A-A"



City of Bowling Green

Public Works Planning and Design  
1011 College Street  
Bowling Green, Kentucky 42101

STABILIZED  
CONSTRUCTION ENTRANCE

STANDARD DRAWING NO. EPP-03-01

APPROVED BY: \_\_\_\_\_ DATE \_\_\_\_\_  
DIRECTOR OF ENGINEERING

SOURCE: LOUISVILLE MSD & TDEC

Installation:

Remove all vegetation and any objectionable material from the foundation area.

Divert all surface runoff and drainage from stones to a sediment trap or basin.

Install a geotextile fabric prior to placing any stone.

Install a culvert pipe across the entrance when needed to provide positive drainage.

The entrance shall consist of KTC No.1 or NO. 2 Aggregate or larger with a minimum thickness of 6-inches.

Inspection and Maintenance:

Inspect entrances every seven (7) calendar days and within 24-hours after each rainfall event that produces 1/2-Inches or more of precipitation, or after heavy use. Check for mud and sediment buildup and pad integrity. Make daily Inspections during periods of wet weather.

Maintenance is required more frequently in wet weather conditions.

Reshape the stone pad as needed for drainage and runoff control.

Maintain aggregate as needed and as directed by the Inspector. The stone in the entrance should be maintained or replaced whenever the entrance fails to reduce mud being carried off-site by vehicles. Frequent maintenance will extend the useful life of stone.

Immediately remove mud and sediment tracked or washed onto public roads by brushing or sweeping. Flushing should only be used when the water can be discharged to a sediment trap or basin.

Repair any broken pavement immediately.

Inspect and clean sediment traps immediately following each rainfall.

Dispose of sediment in a suitable area in such a manner that it will not erode.

Remove stabilized construction entrances as soon as they are no longer needed to provide access to the site. Bring the disturbed area to grade, and stabilize it using appropriate permanent stabilization methods.



City of Bowling Green

Public Works Planning and Design  
1011 College Street  
Bowling Green, Kentucky 42101

**STABILIZED  
CONSTRUCTION ENTRANCE**

STANDARD DRAWING NO. **EPP-03-02**

APPROVED BY: \_\_\_\_\_ DATE \_\_\_\_\_  
DIRECTOR OF ENGINEERING

*SOURCE: LOUISVILLE MSD & TDEC*