


Crossword Puzzle



Across:

1. This is the name of what you've been learning about
2. You change this out of your car
3. This must be disposed at a hazardous waste collection facility
4. Large bodies of water
5. If you don't want to throw an item away, you can do this instead
6. The things you throw away are also known as this
7. This is the name of our mascot
8. There are many different types of this including air, water, noise, and trash

Down:

1. If your vehicle is dirty, take it here
2. If you work with flowers, you're doing this
3. Keep trash and grass out of this
4. In Autumn, these fall off trees
5. Trash and dirty water can hurt this
6. Use this sparingly when working on your lawn or garden
7. Make this out of grass clippings and leaves

Answers:
 Across: 1. stormwater 2. oil 3. paint 4. lakes 5. recycle
 6. garbage 7. Tommy 8. pollution
 Down: 1. carwash 2. gardening 3. drain 4. leaves 5. environment
 6. fertilizer 7. compost


Keep It Clean!

Use the words from the list below to complete the tips on how each of us can help prevent stormwater pollution.

1. _____ the car on the lawn or at the car wash so dirt, oil and soap don't end up in the storm drain.
2. _____ your parents take leftover paint, antifreeze and old batteries to a household hazardous waste collection facility.
3. _____ waste by recycling all items possible, like glass, plastic, aluminum cans, and newspapers.
4. _____ the driveway instead of hosing it off to keep debris out of the storm sewer.
5. Ask your parents to _____ used motor oil.
6. _____ pet waste and put it in the trash rather than leave it on the ground.
7. Make _____ out of grass clippings, leaves, fruit rinds, and used coffee grounds and use it in your garden for nutrients.
8. Water the lawn for _____ periods to prevent runoff.

PICK UP
REDUCE
SWEEP
WASH

SHORTER
RECYCLE
HELP
COMPOST




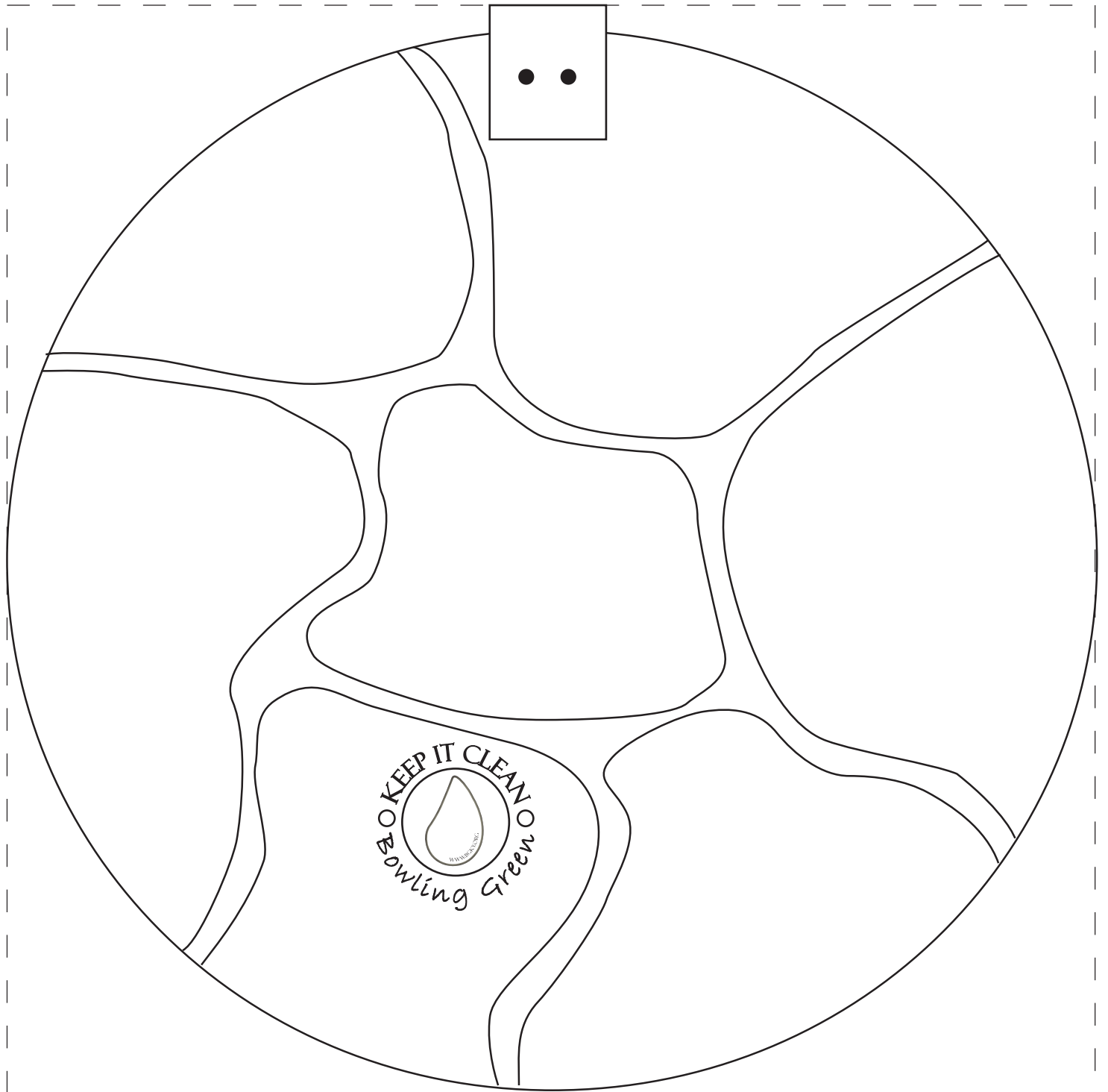


Household Checklist

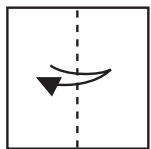
You can protect the environment by being aware of anything that could harm our water. With your parent(s), search your home and garage for the items listed below that could pollute our water.

- Bug Spray
- Antifreeze
- Brake Fluid
- Used Motor Oil/Transmission Fluid
- Gasoline/Diesel Fuel
- Paints
- Furniture Polish
- Paint Thinner/Varnish
- Fertilizer
- Weed Killer
- Poisons
- Dry Cleaning Solvents
- Swimming Pool Chemicals
- Household Cleaners

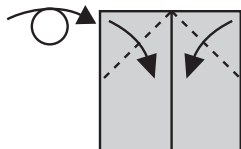




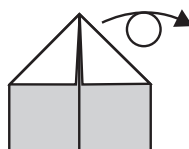
Color the turtle. Cut along the dotted lines. Follow the instructions to make your own turtle!



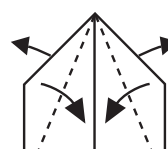
1 Fold side to side and unfold.



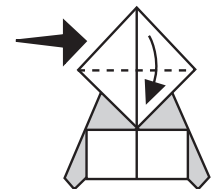
2 Turn over and fold right and left points down to form roof.



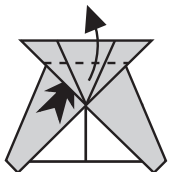
3 Like this. Then turn over



4 Bring the folded edges to meet the center fold allowing the side points underneath to pop out. Crease flat.



5 Fold the top point down as shown.



6 Fold the point to create a head.



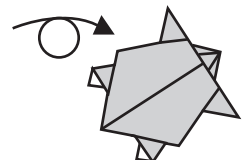
7 Lift the bottom edge to meet the vertical center line.



8 Like this. Press flat and then fold outward as shown.



9 Repeat steps 7 and 8 with the other foot.



10 Turn over.

Word Search

G	F	N	M	Y	U	I	F	H	K	L	W	N	G	E
A	G	P	Q	R	E	P	A	I	N	T	F	O	U	N
D	P	G	A	S	P	F	J	K	S	I	H	Y	W	M
O	N	I	Q	P	L	E	A	V	E	S	X	H	W	G
G	P	N	T	P	U	N	H	R	A	T	I	Y	H	E
E	F	L	O	O	D	P	N	P	T	I	N	B	L	C
Z	S	N	M	K	O	L	Y	T	F	R	I	H	A	O
W	X	A	M	C	B	T	Y	W	O	M	A	D	K	P
H	Y	E	Y	J	R	D	R	A	I	N	K	O	E	S
F	D	G	J	Y	W	R	S	D	L	S	H	K	S	L
C	A	R	W	A	S	H	P	O	N	J	A	M	T	G
H	G	F	R	K	O	P	L	Y	N	V	E	R	B	A
J	U	S	T	O	R	M	W	A	T	E	R	I	R	D
V	M	W	R	O	A	T	N	K	R	L	P	B	V	N
U	M	T	G	F	Y	R	O	R	E	C	Y	C	L	E

PAINT
DRAIN
STORMWATER
FLOOD
LAKES
TOMMY

LEAVES
CARWASH
OIL
DOG
RECYCLE
GAS

