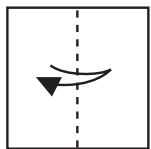
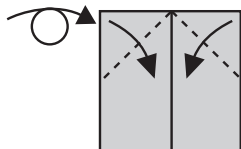


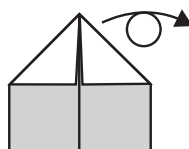
Color the turtle. Cut along the dotted lines. Follow the instructions to make your own turtle!



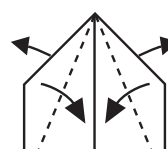
**1** Fold side to side and unfold.



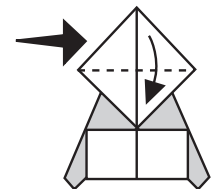
**2** Turn over and fold right and left points down to form roof.



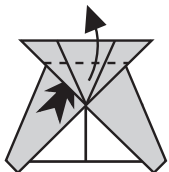
**3** Like this. Then turn over



**4** Bring the folded edges to meet the center fold allowing the side points underneath to pop out. Crease flat.



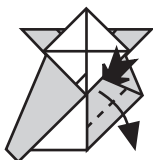
**5** Fold the top point down as shown.



**6** Fold the point to create a head.



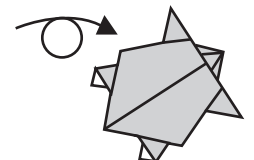
**7** Lift the bottom edge to meet the vertical center line.



**8** Like this. Press flat and then fold outward as shown.



**9** Repeat steps 7 and 8 with the other foot.



**10** Turn over.